

Blueprints for 100% Water Cars, Patents And Resources

With some good blueprints, you can really make your own car run on water. So, you should consider this amazing technology in order to save some extra money and increase the car mileage. Thanks to the present advancement of water fuel technology, you may start thinking about this principal that has been around since the 1800's. So, what may seem to belong to the SF literature some has become a reality. Here is the main steps you should follow in order to make your own car run on water.

These steps are to be done in order to increase the car efficiency; still, you may also consider the fact that you are going to play your own role when it comes to improving the present environment because this new technology will make sure that no pollutants are going to be released in the atmosphere. It is not going to cost you a fortune; just a little time, few efforts and a little money.

You will have to think about the major purchase and you will have to find some reliable providers in order to make sure you are going to provide your car with the best device ever. Therefore, your major purchase is for the necessary blueprints. There are several companies and online providers offering the necessary blueprints and plans , but only few of them are likely to give you any technical support after the purchase. For instance, you should find a reliable provider that can offer you a good technical support staff.

You will have to search for the blueprints that are quite extensive. Such quality blueprints are not likely to leave nothing to chance. Depth instruction must be provided. While it may seem a little frightening to try and assemble a conversion kit on your car, this process is actually quite safe. The kit is not likely to harm your car in any way. Installing it will not void your present warranty.

What it will do is increase the car mileage by up to 60%. The conversion kit will form a gas called HHO. When this gas is introduced into your car's fuel supply, it will be mixed with the gasoline/air mixture thus causing a finer mist to develop. This will cause

your gasoline to burn more efficiently. It also gives off much less pollution because of the cleaner emissions. You may rest assured; your car is not going to be damaged.

The entire process is a reversible one and you will not have to worry about side effects. You will not have to make any changes to your engine or computer. It is a very simple device to assemble and install if you have the proper instructions. Now, you should start thinking that you can actually make your own car run on water by using this water fuel technology. With gasoline prices reaching crazy levels and still rising, you have to become aware that this is the moment to get started!

The high gas prices are likely to continue to cripple the already fragile economy. So, before you do anything else, just try and read the following lines because this guideline is what you have always expected. You owe it to yourself and you owe to your family to find out how this revolutionary and important technology can help save you money. You have arrived at the right place.

While it may be true that there are many people who are interested in this technology and who switch over to a water fuel cell system for their cars as a direct result of their concern for the condition of the environment, it is the savings you should consider because the savings offered by the water fuel automobiles may attract you into making the switch.

A car running on water fuel injector system is likely to give up to 80% better mileage to the gallon and you try and compare this with the ordinary gasoline based cars. And you may also consider the rising costs of fuel as being another topic of concern. Therefore, the choice between water fuel cars and the conventional gas based automobiles should be no brainier in reality.

Therefore, you should grab this opportunity in order to provide your car with a revolutionary device that can change your driving experience for good. Let's start by paying attention to some aspects that may convince you that this is your chance to save some extra money. For instance, you may think about the extra mileage given; this mileage is every higher for cars running on diesel or turbo diesels.

But unlike the gasoline-based cars, vehicles based on diesel fuel injector cars are designed to use a mixture of hybrid fuel that will include both diesel and water. This

mechanism will give an extra mileage to the tune of 30%; this initial mileage can also be increased up to 80% with some minor tuning. One of the biggest prohibitive issues facing this face shift of conventional fuel based cars to water fuel cars has considered to be the initial cost of installation.

However, with the latest techniques that are involved in the process, techniques that enable one to install a water fuel separator and even an injector system within 100, you can rest assured that your beloved car will be transformed into an amazing vehicle that will spare you the hassle and save your money.

The initial investment will be paid off and you will not have to worry about this; this initial investment is often recovered back in a month courtesy the higher per litre savings. These savings add to a large amount over a period of time. So, what are you waiting for? With so many things going in favour of the latest alternative fuel arrangement, making the right choice between water and gasoline is to be regarded as a pretty simple one to make.

Therefore, you should not waste your time and money no more. So, pay attention to the good news; the good news say that there is a way to run your car on water and gasoline. This method has been around for several years. It has gained its popularity lately thanks of its amazing features and because of record high gas prices.

The technique, also known as electrolysis, is quite simple and you will not need a professional help in order to do it. The only thing that you will have to do is to install a conversion kit that will work miracles for your beloved car. A small amount of water plus a small charge of electricity will create a gas known as HHO or Brown's gas; this will burn at a much more efficient level than gasoline alone.

This combination of HHO gas and gasoline will give an immediate increase in the fuel economy. Some drivers who are keen on using this revolutionary technology report up to 50% increases in their mileage. Drivers all over the world report their car's engine to perform at a higher level and this should convince you that you are on the right track when thinking about installing such a kit on your car engine in order to improve its mileage. Even a smoother and quieter ride will be noticed.

Engine parts seem to last longer when the driver uses the water powered car; the components of the car will come along with less wear to valves and pistons. Emissions will also be cleaner and your environment will be a genuine winner of this situation because less harmful pollutants will be released during the combustion.

So, how do you make your car run on water? The answer is quite simple because all you need is the appropriate conversion kit for your car. It will be *a do it yourself operation*; you will need no professional advice. Still, you will need some blueprints and parts. Blueprints and plans are likely to be available all over the internet; you can also find them at the local store. They are priced anywhere from around \$50 to about \$100.

Every plan will come with a 100% money back guarantee so that the customer can try them risk free. Parts will run under \$80 and they are available at any hardware or local store. But you will have to make sure you buy quality materials because the components of the conversion kit are likely to influence the way the kit will work in the future to come. The actual conversion is safe for all types of cars and trucks. It will not void the car's warranty; it can also be removed in minutes. The entire process is a reversible one.

If every driver looks at alternative sources of fuel and power for cars, he will hear of electric cars and solar powered cars. He will also hear about the water powered cars. They use natural gases and water as a supplement to gasoline, thus decreasing the present dependency on gasoline.

You are likely to be amazed by the way this technology improves your car's fuel economy. Actually, there is a growing consciousness among all drivers of a system that uses water converted into Hydroxyl gas to try and supplement and even improve the efficiency and power of the gasoline in their cars.

And everything is related to the conversion kit. This device uses the conventional electrical power that comes from the car battery in order to perform electrolysis. This electrolysis will use the quantity of stored water in order to create Hydroxy (HHO) gas. This gas will be fed into the combustion chamber with the fuel. The air mixture will produce more power in the car engine's drive cycle.

HHO helps the gasoline to burn better. Actually, it is believed to be almost 3 times more potent than the ordinary gasoline. As it helps the conventional fuel to burn more efficiently, the exhaust emissions of the car will be much cleaner.

The entire conversion kit is designed in order to improve the quality of the emissions and to reduce the amount of pollution into the environment. Cars fitted with this water fuel conversion kits have been said to have improved their fuel economy by up to 85%. Actually, you have to pay attention to this amazing and whopping amount of savings that can be made in your future gasoline money! Such water fuel conversion kits are easy to be made.

The necessary blueprints of working models can be bought from online providers at a low cost. Depending on the blueprints you choose, some are likely to be easier to study from and implement. The better blueprints you obtain, the easier it is for you to design, make and install your water fuel conversion kit in your beloved car. And the faster you will be saving money on your car's gasoline.

Hundreds have already started to save on their gasoline money by using this water fuel conversion kits on the car engine. Therefore, you should not be the exception from this rule. Just try and learn how you can get the necessary blueprints in order to make your own water fuel conversion kit. Start saving money on the next stop at the pumps.

This simple technology can improve your driving experience in no time. Water can be regarded as an alternative fuel that is supplemental to gasoline or diesel fuel. This alternative fuel can be used in order to boost the car performance and to prevent the smog. By paying attention to our guideline, you are likely to discover how to generate free and safe energy in your vehicle without wasting time or money.

This technology is more affordable than others and it can be used in order to boost mileage and even clean out the engine. And you will discover exactly how this technology works.

It is possible and actually it is very easy to extract energy from the water in order to run your car on water. And these are the main reasons why you should consider transforming your car into water powered vehicle:

- You will clean up emissions that can affect your health and the health of your family. When burned, this new gas turns right back into water! No harmful chemicals are likely to be emitted from this system. Since the car engine would take less gasoline and burn it effectively, the overall effect will consist in a dramatic reduction in harmful emissions and pollutants. Actually, the driver will be able to smell the difference.
- You will enhance engine power and car performance.
- You will remove all the carbon deposits and you will prevent the future carbon build up. Your car will be provided with smoother operations.
- You will reduce engine temperature; you will be protecting your environment and your car engine. Therefore, you should try and prevent global warming while you are driving. Your step will be a small one but your role is going to become more and more important in the years to come because people begin to become aware that affecting the environment stands for affecting their own state of health. Therefore, you should be around that you are among the people who are aware of the importance of keeping the environment cleaner and safer.
- You will also notice a calmer and much smoother engine and gearshifts. This is mainly related to the effect water has on the entire combustion cycle inside your car engine.
- You will enjoy a longer life expectancy of your car engine, especially pistons, valves and bearings.

- And let's not forget about the way you are likely to feel when driving such an efficient car; pride and satisfaction will come your way because you are likely to become a model for other car drivers.
- It's your choice to turn everything you know and your experience into a constant income source. You can do this and you can do it by yourself without a professional help. The only thing that you will have to do is to learn more about the way this conversion kit functions in order to truly understand the benefits that are likely to come along when using this revolutionary technology. This simple technology is likely to be more valuable than free food.

You may also consider the following pieces of information:

- By using this revolutionary technology, you will be playing your own part in saving the environment.
- You will eliminate harmful exhaust emission that pollutes the environment on a constant basis thus contributing to global warming.
- You will reduce petroleum demand and the economical dependability. Water is an alternative fuel that is available everywhere; you will need very little of it for your family car.
- You will reduce the engine operating temperatures; this aspect helps when it comes to preventing global warming.
- The clean-burning fuel will add only ppalin water and clean oxygen into the atmosphere instead of polluting it with harmful chemicals.

So, let's get back to business. We will try to show you the way this conversion kit works and you will have to pay attention in order to fully understand the main functioning pattern. This functioning pattern is very simple; you will not have to change your engine or the computer. A quart-size (950 cc) container will placed

right under the hood. You will have to choose the appropriate location in order not to affect the functioning pattern of the entire system.

You fill it with some distilled water and a little bit of baking soda. The device will get vacuum and electricity (12 Volts) right from the car engine. The system will produce HHO gas and this gas will be used in order to make your car run like crazy. This gas will be supplied right to the engine's intake manifold or carburettor. The design is simple, very effective and safe enough in order for every driver to install it without facing any risks.

The electrical connection will be a very simple one – the designers have eliminated the need to use relays or other types of complications. The device will be connected right to the 12 Volts of the car battery via the ignition switch in order to prevent hydrogen production when the engine is off.

The device is fuse protected. It also draws very little current. The unique design made of steel spirals produces HHO gas for less electric power coming from the car battery. Just try and compare it with other systems and you are likely to notice the difference in no time. The spirals can be made by hand and you will not need to use expensive machinery in order to cut and process.

For instance, we can think about the diesel installation. This operation seems to be simpler when compared to other devices. The only thing that you will have to do is to connect the HHO hose between the air filter and the intake manifold before the turbo

Some people may wonder about some things before trying to install this conversion kit. For instance, they are likely to be quite worried when it comes to the state of the car warranty. They tend to believe that this conversion kit may damage their car warranty but this is not the case. You may relax because you should think of other aspects instead. For instance, you have to become aware that:


- Your beloved vehicle is already damaged by the unburned fuel. This technology will help you to get rid of all the unwanted consequences that are mainly related to the conventional fuels. This conversion kit will help you not only eliminate the carbon deposits that may be caused by the unburned gasoline - but will clean out the car engine every time you use it. Over the first few weeks you are likely to notice that the car engine becomes smoother and quieter. This aspect is also likely to improve your driving experience in no time.



- Every conversion kit makes the engine quiet, calm. The engine will stop knocking or "pinging". The water will change the combustion cycle in a dramatic manner by transforming it into a more even or "round" cycle. This is likely to happen immediately upon installation and from that moment on, the car engine works in a new way that will work miracles for the state of your beloved vehicle. The effect will be noticeable because you will observe less noise and also less vibration, resulting in reduced strain on the transmission, cleaner pistons and valves. Therefore, you may expect to a generally better engine operation.

- The water will cool down the car engine. For a long period of time, heavy trucks have been using the water injection systems that cost up to \$15,000 in order to cool their engines. Truck owners are likely to be very sensitive to maintenance expenses; they are likely to know from years of experience that water may reduce their breakdowns and even the overall operating costs. So, you should try this conversion kit too in order to boost your car performance in no time. Just think about the amount of money you are going to save. Even the maintenance costs are likely to reach lower levels and you will not have to waste your financial resources in order to take care of a car that was damaged by the unburned conventional fuel.

- The conversion kit may widen the torque range. It also makes the vehicle accelerate faster. After acceleration, you will not have to press the gas pedal as much to keep going and this aspect should convince you to have this conversion kit installed in your car now.



- You may also consider the easy undo because the entire process is a reversible one. You will not damage your car and the only thing that you will have to do is to stop using the conversion kit. The solution is simple and you

will not have to alter the initial components of your car. This revolutionary technology does not change the vehicle's engine or the computer, so if the driver ever decides that he does not want this system, he can unhook it in less than a minute and the car engine is just as it was. Still, the car engine will be cleaner and the driver is not likely to have any complaints when it comes to the state of his vehicle.

Therefore, you should try and imagine yourself while driving such a car that is powered by a clean and healthier fuel. This alternative fuel is the best next thing for you and your car. So, you should rush into buying some quality blueprints and components in order to install the conversion kit today.

You can assemble this conversion kit from simple hardware in just one weekend. This system has been specifically designed with the average driver in mind – therefore, you don't need to be a rocket scientist in order to install this conversion kit. You are going to need some basic tools and materials, the major parts are the following:

- **Electrolyzer with spiral electrodes rather than plates, thus producing the necessary energy from the battery. This Electrolyzer is contained in a quart-size highly durable jar.**



- **MAP Sensor Enhancer: this electronic device will reduce fuel consumption without modifying the computer. This device is to be absolute must have for your car fuel economy!**



the engine or regarded as an and its great

- **Vaporizer:** will add water vapor to the engine in order to cool it down, thus improving combustion and fuel economy. Also serves as part of the necessary charged water system.



- **Fuel Heater:** will pre-heat the gasoline for better gas economy by using only energy from the radiator. You will need absolutely NO modifications done to the radiator.

-
- **PCV Enhancer** is another great companion to the hydrogen system. It improves the PCV (Positive Crankcase Ventilation) function. It will also protect your engine.

1. **Fuse holder + wiring.** Connected to the 12 volts.
2. **Vacuum T-connector:** will help you splice the vacuum line for feeding the necessary hydrogen and oxygen right into the engine.



3. **Two vacuum hoses, 3.5 feet each.** One connects to the intake manifold and the other will be connected to the air filter.
4. **Mechanical installation hardware:** Bungee cords, 8" cable straps (for Electrolyzer), 11" cable straps (for Fuel Heater), flex tubing (to protect the wiring harness), and 1/4" vinyl tubing.

5. **Catalyst: household Baking Soda – you may laugh but this is the perfect catalyst you can use in order to create the functioning pattern of the conversion kit. Catalyst is the substance that is necessary in order for such reactions to happen. It helps the electricity separate water into the necessary fuel called HHO. Distilled water alone is not able to conduct electricity so nothing is likely to happen without this material. The only thing that you will have to do is to go to the grocery store in order to provide yourself with this necessary substance.**

This is everything you need in order to build the conversion kit in no time; you do not have to be a rocket scientist in order to assemble all these elements and the only thing that you will have to do is to pay attention to every detail in order not to spoil the functioning pattern of the entire system.

This minimal system is extremely safe and you do not have to worry about the safety conditions anymore because you and your car will not be affected when using it. So, the electrolyser produces Brown's Gas. Hydrogen and Oxygen will be provided to your car in no time and the MAP Sensor Enhancer tunes the computer to maximum fuel economy. You may also provide yourself with some formulas mainly based on **Xylene (Xylol)**. **Xylene** can be obtained cheaply from the local stores; this substance helps to atomize the necessary fuel so it can be broken easily into smaller particles.



This process enhances combustion and will save much more money than it costs. Therefore, you should consider this in order to increase the car mileage in a matter of days. Every driver will find that these devices are likely to be very powerful, but each of them is simple enough to build from low-cost hardware.

Once you have provided yourself with these "appetizers" in action, and you will be able to sense the power of this technology to save fuel in your beloved vehicle, you will understand the value of this revolutionary technology in no time.

By following the right steps, you may provide your car with the best system ever and this system will work miracles for your car. You will not have to spend a fortune in order to achieve these amazing results and you can actually discover how to transform the simplest components into an extremely efficient conversion kit.

For instance, you can find out more about the Hydrogen Generator, a device that consists of an electrolyser, some wiring harness, few hoses and the installation accessories. This generator will work with pure baking soda in distilled water; it will also boost the daily performance in most cars. Even the car mileage will be improved in a dramatic manner.

Then comes the Water Vapor Boosting System, a device that consists of the vaporizer, some hoses and the installation accessories. This device works with tap water. It is not as powerful as the first system but can still boost the car's power and even its mileage by 10%-20%.



Another system that has revolutionary features and results is the Charged Water System. This is a unique invention that makes use of both jars with distilled water, baking soda, tap water and hydrogen peroxide.

Another revolutionary system is the advanced HHO boosting system. Actually, this is the best one and it is going to transform your car into a water powered car with an increased mileage and performance. This system mainly consists of an electrolyser (with the necessary wiring harness, the hoses and the installation accessories), all these enhanced by the PCV Enhancer, Fuel Heater and above all MAP Sensor Enhancer or Electronic Fuel Injection Enhancer. Works with pure baking soda purred in distilled water.


This system works thanks to the HHO gas that is the result of a process called water electrolysis. This process basically means that the gas is created as the direct the effect of an electric current passing through water. HHO gas is referred to in many fuel technologies such the well known water car conversion. This



water car conversion is currently making waves mainly because of the increase in fuel prices in the present market. This is a fully workable process; it will increase the car's performance between 30 and 50%.

Still, you will have to build a system that can create HHO gas; but this gas will be a supplement to the fuel intake. It will help substantially with increasing the engine's performance by boosting its gas mileage. This is the water car conversion that is being used by many people around the world.

There are plenty of guidelines that can provide you with the necessary information about the water conversion; there are plenty of sites on the internet



that can always catch the driver's attention with comments such as "run your car on water". Still, you may rest assured that everything is true and you can run your car on water without facing any future risks. These ads are valid; they propose a revolutionary idea of supplementing the fuel intake with this HHO gas, not replacing it.

You owe it to yourself and your family to try and learn something more about this revolutionary method that can make the difference for your driving experience in a matter of days. You should become more familiar with the main characteristics of this gas in order to learn how to use it. This gas is a little known alternative to using just gasoline in the vehicle.

This gas can actually save you 40% or even more on fuel costs. It is created through the proper electrolysis of water. Mainly, it is a mixture of oxygen and hydrogen that contains 2 parts hydrogen to every 1 part oxygen. You must not confuse it with the hydrogen because this alternative gas is very safe and it can be produced and even stored in very small quantities. It has been reported to contain almost three times more energy than the conventional fuel or the regular gasoline.

Let's take a closer look at the benefits that can come along when using this revolutionary technology:

- ❖ **The savings are going to be huge and this should be your main concern especially when you have to deal with increased fuel costs. For instance, by using this technology, you are going to increase the fuel economy by up to 80%. This can actually save you thousands of dollars in the long run.**
- ❖ **This system is environmentally friendly - HHO gas is likely to decrease the entire amount of harmful emissions and pollutants the car creates.**
- ❖ **Increase the life of the car engine.**
- ❖ **Reduced maintenance costs.**
- ❖ **The car already has the necessary ability to create this HHO gas.**
- ❖ **Can convert to this gas by yourself for about \$60 in materials.**
- ❖ **Cheaper than purchasing the latest hybrid vehicles.**

You can convert the car to an HHO hybrid by yourself even if you aren't a professional mechanic. The necessary materials can be purchased from the local hardware store. It should take you less than 2 hours to install.

HHO gas is to be regarded as the greatest alternative to the regular gasoline and the latest expensive hybrid technology. Therefore, you should be encouraged to research this technology and provide yourself with the necessary information that can improve your driving experience in a dramatic manner. What are you waiting for? Just go and discover this amazing technology!



Building such HHO water car units is not too difficult. You will need basic knowledge of mechanics and the complexity is likely to differ between different HHO conversion kit instructions. Some of them are very detailed and are likely to

be geared towards building superior units. Therefore, you should go for the simpler ones in order to produce a basic functioning HHO water car device. It will take you almost 20 hours of work in order to complete the HHO conversion kit.

Once you have managed to install the entire device, you will have to learn how to take proper care of it. But maintenance is nothing more than replenishing the necessary water and the baking soda of the HHO water car on a monthly basis.



However, you'll still need to check the rubber tubing for any perishing once a year. You have to maintain the system in order for the functioning pattern to do its job.

You will have to learn more about this device in order to know how to take proper care of it.

The components are not complicated but you have to provide yourself with the necessary information in order to control and maintain the conversion kit in its best shape.

Our guideline can be used in order to build workable water, hybrid system for the fuel, injected or carburetted motor vehicle. This revolutionary technology can be used in order to create your own water hybrid for under \$150! You have to become aware that you can run your car on water, but this alternative fuel is just a supplement to gasoline in order to increase the car's fuel efficiency and reduce the fuel costs significantly.

This system works on gas or diesel powered cars, vans, trucks, and SUVs but it was not tested on hybrids. Therefore, your car will become at least 50% more fuel efficient and it will produce cleaner emissions. Therefore, you should think about this alternative in order to convert the car for the lowest price. Similar conversion kits may cost up to \$600 and even up!

This system works with plain tap water and you will not need distilled water or special water additives! You have to take full advantage of this possibility in order to take proper care of your vehicle because this revolutionary system can maintain your car in its best shape and performance on the road.

Some professionals have simplified the entire process for you.



All the steps are easy and the materials are quite affordable. The easy conversion guide is able to show you how to use the electricity from the car's battery in order to separate water into a gas called HHO. This gas burns quite smoothly and provides the significant energy and all this will happen without harmful emissions. The end product is just H₂O! This gas provides the well known atomic power of Hydrogen, while maintaining the necessary stability of water.

The car can run on water and you can convince yourself by using this process. Actually, water can be used to fuel a vehicle when used as a supplement to a conventional fuel such as gasoline. In fact, very little water will be needed; for instance, only one quart of water provides over 1800 gallons of HHO gas and this amount can literally last for months thus significantly increasing the vehicle's fuel efficiently.

It will also improve the emissions quality and save you some extra money. Thousands of successful conversions around the globe are genuine proof that this technology works miracles when it comes to the car mileage. Some industry insiders are keen on saying that it's just a matter of time before this revolutionary water-burning technology will be a genuine standard in all the new automobiles.


This revolutionary kit is the latest discovery that allows thousands of people to increase the fuel economy and even save money when facing the rising gas prices. These wonderful devices can work on nearly any car. One of the its appealing factors is that it can be built at home by virtually every driver who uses parts available at any local hardware store. This gas mixture derived from water through the process of electrolysis is a clean and powerful fuel. It is only used to supplement the normal gasoline usage, and not to replace it in a complete manner.

Most of these generator kits consist of the same main components. A reservoir of water will be used as the container where the process of electrolysis will take place. Electrolysis is a process of simply passing a current of electricity through water. Once the electrolysis begins, the HHO gas will bubble towards the top of the reservoir. The HHO gas will be sucked from the reservoir directly into the car engine.

Even if there are few commercial units that have popped up to offer these kits, their prices are likely to reach high levels. That's pretty ridiculous because you realize you can make your own kit in the comfort of your own home without having to pay more than 150 dollars.

There are plenty of guides available that can show you step-by-step how to choose the materials, how to build and install your HHO generator kit. Our guide is among the most reliable ones and you can find a lot of information about the entire process without having to pay a fortune in order to get it.

So, these are the main materials you are going to need if you plan to build your own conversion kit. Just keep in mind that you have to provide yourself with quality materials in order to build a functioning system. So, these are the parts:



- **some electrical wires**
- **two vacuum hoses**
- **a sealed container- a jar**
- **and some other parts that you can find in the personal garage.**

HHO gas will be extracted from water in a safe way by using the conversion kit. Then the gas will be injected right in the car's intake manifold where it helps the car engine to burn gas efficiently and even increase gas mileage. The main reason why you should consider improving the car engine's burning efficiency is the fact that the car engine uses only 20% of the entire amount of gas that you buy from the gas stations, and the rest of it will be pollution.

The atomic breakdown of plain water is H_2O . Two hydrogen atoms and one oxygen atom. When the electrical current is introduced to the water, the initial bond is broken down into a well known gas called HHO. You cannot create or

destroy energy. Still, you can alter this energy by obtaining the HHO gas, a gas that is stable and efficiently burning.

As you have already noticed, the plan is very simple and everything can be done from the comfort of your own home and without having to spend a fortune. Therefore, you will need to provide yourself with the necessary information, you have to pay attention to what our guide is saying in order to build and install the revolutionary low-cost alternative method for running your vehicle on tap water by using the basic off-the-shelf components. This is to be regarded as an efficient way to convert the ordinary tap water into the necessary gaseous hydrogen and oxygen.

These vapours will be burn in the engine, instead of gasoline and this mini-system will run easily from the already existing battery and electrical system, and it will plug into the carburettor with simple off-the-shelf fittings. Therefore, you will be installing a very simple system made of a plastic water tank, a short control circuit, the necessary reaction chamber, a hipressure carb/FI fitting, and 3 gauges, and then hooking into the existing carb/FI.

The simplicity of this system comes from one of its main features, namely its being a sort of "on-demand" system that requires no fancy storage or plumbing. The only thing that you will have to do is to crank the gas pedal or throttle in order to electrically create more vapour for the immediate consumption of your car. Everything will come on demand; low-high flow rate as needed, from idle to maximum power.

Nothing will be wasted and your car will become cost effective. The only real change is that you are going to use tap water as alternative fuel, instead of the conventional petroleum-based fuel. This is a well-established technology that dates back to stainless steel. But you have to make sure that you are following these instructions by using the proper mechanical and electrical assembly techniques.



You have to be aware that our plan will incorporate the best qualities of the techniques we use. Our technology is safer than the conventional ones and you are going to install just some safety devices by using the current automotive

standards. By following the right steps, you can expect an increased car performance and mileage and you are not likely to regret your choice.

If it is properly adjusted, the modified vapour-only fuel system is likely to run cooler, and even at a modestly higher power level. The mileage performance will be increased. But everything is likely to depend on your adjusting skills. You can operate the modification by yourself but you have to be sure of your mechanical skills in order not to spoil the functioning pattern of the conversion kit. But if you are using the fuel-injected engine, you must get a mechanic's opinion.



And if you are interested in finding out more about this matter, you can browse the internet and enrich your knowledge by accessing the following resources:

Bookshop: A site which provides important books on free-energy research
www.overunity.com: An international free-energy forum with many links

Home Power: An excellent site with practical information on cutting home running costs
Alternative Energy News: A site which provides the most recent news in this field

Technical Interests Site: A site which has a wealth of simple technical training articles

Water atom vibrations: Details of how water atoms absorb energy and vibrate

Browse Patents: An interesting site for browsing through interesting patents

Free Patents On-Line: A very useful site if you know the number of a specific patent

Fresh Patents On-Line: Site for newly lodged patents

Motor Patents On-Line: Site for Motor patents

Tesla Page: Information on Nikola Tesla

Tesla Page: Further information on Nikola Tesla

Tesla Site: Tesla Coils, plans, Parts and Kits

Tesla Site: Articles on Tesla

Scott McKie: Article on Scott McKie

Free-Energy News: Current Free-Energy News page

Longitudinal Waves: Longitudinal and Transverse Wave motion

Free Energy: Free Energy Research archive

Free Energy: Free Energy Research site

Free Energy Books: Free Energy book supplier

Free Energy: Free Energy web site

Free Energy: Free Energy site

Zero-Point Energy: Dr. Harold Aspden's web site

The Device documents (File date: 1st November 2007, size 12.52 Mb)

The Device Patents (File date: 22nd October 2007, size 7.25 Mb)

The Electrolysis Patents (File date: 22nd October 2007, size 2.97 Mb)

The Carburettor Patents (File date: 22nd October 2007, size 2.76 Mb)

Scientific Papers Set 1 (File date: 22nd October 2007, size 12.76 Mb)

Scientific Papers Set 2 (File date: 22nd October 2007, size 12.13 Mb)

Scientific Papers Set 3 (File date: 22nd October 2007, size 12.92 Mb)

Scientific Papers Set 4 (File date: 22nd October 2007, size 18.16 Mb)

Scientific Papers Set 5 (File date: 22nd October 2007, size 22.48 Mb)

Scientific Papers Set 6 (File date: 22nd October 2007, size 14.54 Mb)

.